


Basic Makaton Signs


Some children may use Makaton signs to communicate. Others may not use signs, but if an adult uses the signs alongside talking, this may help them understand what to do.

Sign for 'more'



Lots of children simplify this sign and sign 'more' by clapping their hands. Some children sign 'more' by placing their flat hand on an adult's hand.

Sign for 'finished'




Place one hand on top of the other then move hands down and away from each other.

Sign for 'stop'

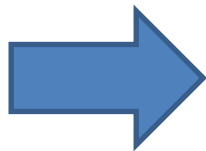


Sign for 'eat'



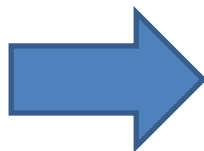

Bunch fingers together and place at corner of mouth

Sign for 'drink'



Hold hand out as if holding a cup, tilt hand up to mouth as if drinking

Sign for 'wait'



One hand in front of the other. Move hands back in a rolling motion.

Sign for 'sleep'



Hands under head, tilt head to side and close eyes as if sleeping.